

V O L V O



Volvo Compact Wheel Loaders 5.5-6.1 t 75 hp

L306

Volvo Construction Equipment

L30G



Ultimate performance



Fast cycle times

- Articulated oscillating joint and 100% different locks secure outstanding traction
- Portal axles design provides industry-leading ground clearance
- Independent hydraulic pumps enable simultaneous lifting and steering with no impact on boom speed
- Z-bar delivers high-breakout force and excellent parallel movement for bucket and forks applications



Versatility

- Compact design minimizes transit time
- Volvo attachments brackets: efficient attachment changes
- Range of matched Volvo buckets, forks, grapples and material handling arms



Easy and safe operation

- All-round visibility
- Adjustable steering column
- Single inching braking pedal
- FOPS/ROPS certified cab



Enhanced uptime

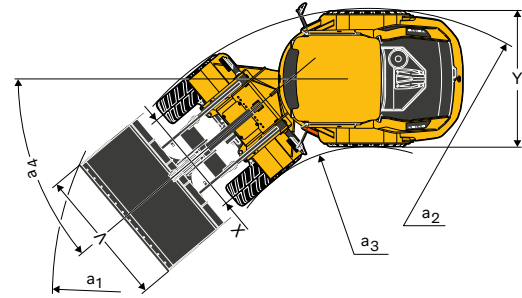
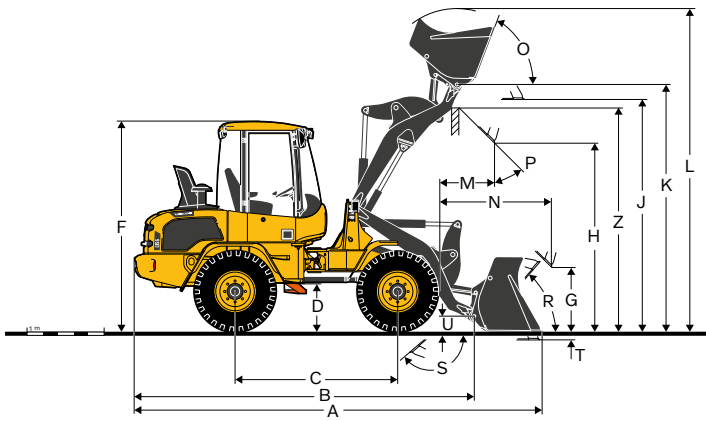
- 100 hours lift frame greasing interval
- Easily accessed service points
- Genuine Volvo Parts: retain Volvo quality
- Control service costs with a Customer Support Agreement

L30G in detail

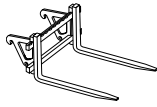
Engine		
Volvo 4-cylinder, common rail, diesel engine compliant to EU Stage V environmental regulations. Maximum engine incline is 30 degrees in all directions.		
Air cleaning: 1. Paper filter with indicator in cab 2. Safety filter		
Exhaust after treatment system: Cooled Exhaust Gas Recirculation (EGR), diesel oxidation catalyst (DOC) and diesel particulate filter (DPF).		
Engine	Volvo	D3.3H
Max power at	r/min	2 600
SAE J1995 gross	kW	55.4
	hp	75
Max. torque at	r/min	1 500
SAE J1995 gross	Nm	265
Economic working range	r/min	1 300 - 2 100
Displacement	l	3.3
Bore	mm	98
Stroke	mm	120
Electrical System		
Contronic electrical system with central warning light and buzzer, providing clear and easy to read information to the operator. A keypad allows easy navigation on the central LCD display with main and sub information field. Indicators and activation lights are available for various control and monitoring functions. An audible warning alarm will sound and a central warning indicator will flash if abnormal operating values or error messages arise. Gauges are available for coolant temperature and fuel level. A fuse test port is available in the fuse box, allowing operators to perform initial investigations, reducing diagnostic time.		
Voltage	V	12
Batteries	V	1
Battery capacity	Ah	100
Alternator rating	W/A	1 260 / 90
Starter motor output	kW	3
Drivetrain		
The hydrostatic transmission allows for speed range change without any tractive power interruption. Maximum tractive power is available in all speed ranges, regardless of the driving direction. Single "Inch/brake pedal" for variable machine speed control and easy power transfer to the wheels at constant engine rpm. Transmissions forward, neutral, reverse and differential locks buttons are all easy to reach on the multifunctional right joystick. This allows excellent ergonomics and greater efficiency in all applications thanks to the single-handed operation of the machine. Two rigid portal axles provides long durability and best in class ground clearance. The central articulating-oscillating joint and all wheel drive allows excellent mobility in all ground conditions. The 100% differential lock on both axles enable low tire wear on hard ground while maximizing traction force in soft terrain.		
Angle of oscillation	± °	10
Oscillation at wheel, max.	mm	250
Track	mm	1 482
Travel speed, forward/reverse		
1st gear	km/h	6
2nd gear	km/h	20
Low-speed version		
1st gear	km/h	6
2nd gear	km/h	20
High-speed version		
1st gear	km/h	8
2nd gear	km/h	30
Tires		
Size	365 / 80 R20	

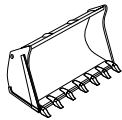
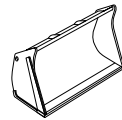
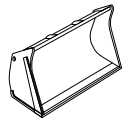

Linkage		
Z-bar linkage providing high breakout force to the bucket and also parallel movement to the fork frame thanks to Volvo's specific kinematics.		
Linkage system	Z-bar	
Lift cylinders		2
Tilt cylinders		1
Lift time (loaded)	s	6.5
Lowering time (empty)	s	3.5
Dump time	s	1.5
Brake system		
Service brake: an Inching-brake pedal provides hydrostatic wearless braking in the first stage for precise approach; if applied further the central disk brake takes over for final braking and machine immobilization. Parking brake: Mechanically activated central drum brake, located on the rear axle dropbox and acting upon all four wheels.		
Steering System		
Central articulating-ocillating joint with Elastical end-stops. Hydrostatic steering powered via a dedicated gear pump allowing precise operation even at low engine revolutions: steering the machine does not influence the working hydraulic speed e.g. when lifting loads.		
Steering cylinders		1
Working pressure	MPa	19
Maximum flow	l/min	33.5
Max articulation	± °	40
Cab		
The cab is tested and approved according to ROPS (ISO 3471, SAE J1040) and FOPS (ISO 3449). The cab is compliant with ISO 6055 requirements regarding Operator overhead protection - Industrial trucks and SAE J386 regarding Operator Restraint System. The operator's seat features an adjustable suspension and a retractable seatbelt. Fresh air is filtered through a large elements prior entering, ensuring extremely clean air distribution in the cab. Several air vents enables fast de-misting and defrosting. The contronic monitoring system provides all important information in a central position and all machine controls are located in the operator's field of vision.		
Sound Level		
Sound pressure level in cab according to ISO 6396:		
L _{pA}	dB	75
External sound level according to ISO 6395 and EU Noise Directive 2000/14/EC:		
L _{WA}	dB	101
Service Refill		
Ground level access, fuel filler and hydraulic oil filler well protected under the rear engine hood.		
Fuel tank	l	84
Engine oil	l	11.2
Engine coolant	l	11
Hydraulic tank	l	54
Front axle oil	l	12.2
Rear axle oil	l	13.5
Hydraulic system		
Working hydraulic system with pilot operated control valves. System supply: A gear pump provides flow to the working hydraulic. System control: Double-acting 3-spools main control valve. The lift function has four positions: lift, hold (neutral), lower and float position. The tilt function has three positions: rollback, hold (neutral) and dump. The third hydraulic function has three positions: unlock attachment, neutral and lock attachment. It can power a hydraulic attachment such as sweeper, 4-in-1 bucket. A fourth hydraulic functions is available as options to power hydraulic implements (Hi-Tip bucket, angle sweeper etc...) Filtration: Full-flow filtration through 10 micron (absolute) filter cartridge in a combined suction-return-filter. Cooling: Thermostatically controlled oil flow to oil cooler (fast warm-up, optimized cooling).		
Working pressure max	MPa	23
Flow	l/min	57
at engine speed	r/min	2 600

Specifications



Description	Unit	L30G Z-BAR with 365/80 R20 tires	
B	mm	4 480	
C	mm	2 150	
D	mm	600	
F	mm	2 740	
G	mm	900	
J	mm	3 060	
K	mm	3 260	
O	°	70	
P	°	45	
R	°	50	
S	°	140	
U	mm	200	
X	mm	1 482	
Y	mm	1 835	
Z	mm	2 960	
a ₂	mm	3 900	
a ₃	mm	2 030	
a ₄	°	±40	

Description	Unit	L30G Z-BAR
With Loading Fork Centre of gravity 500mm		
	Tipping load, full turn (ISO / DIS)	kg
Payload according to EN 474-3, 60/80%	kg	1 800 / 2 400
Payload 80%, transport position, 40° full turn	kg	2 500

Description	Unit	L30G Z-BAR			
		GENERAL PURPOSE		Light material bucket	4-in-1
with 365/80 R20 tires					
	Capacity heaped	m ³	1.0	1.1	1.5
Material density	kg/m ³	1 900	1 700	1 000	1 900
Static tipping load, straight (ISO / DIS)	kg	4 350	4 250	4 050	4 000
Static tipping load, full turn 40° (ISO / DIS)	kg	3 850	3 800	3 600	3 550
Hydraulic lifting capacity, max.	kN	57	55.5	54	53
Breakout force	kN	61	53	44	53
A Total length	mm	5 280	5 380	5 550	5 380
L Lift height, max.	mm	4 220	4 260	4 420	4 135
V Bucket width	mm	1 900	1 900	2 000	1 900
a ₁ Clearance circle	mm	8 490	8 550	8 730	8 560
T Digging depth	mm	50	50	50	55
H Dump height	mm	2 580	2 505	2 385	2 480
M Reach at max. height	mm	680	745	860	710
N Reach, max.	mm	1 455	1 525	1 640	1 490
Operating weight	kg	5 500	5 520	5 600	5 710

Equipment

STANDARD EQUIPMENT

Engine

- Diesel engine, water cooled
- Engine with diesel oxidation catalyst (DOC) and diesel particulate filter (DPF)
- Extra fuel filter
- Cold start aid
- Dry-type air filter

Drivetrain

- Hydrostatic drive
- Operator-selected 100% differential locks
- Tires 365/80 R20

Electrical System

- Alternator 90 A
- Main head lights (halogen) full/dipped/asymmetrical
- Working lights (2 front/1 rear, right)
- Parking lights
- Rear lights
- Brake lights
- Direction indicators
- Hazard warning lights
- Reversing lights
- Cab lighting

Hydraulic system

- Gear-type pump
- Control valve three-spool system
- 3rd hydraulic circuit

Instrumentation & controls

- Multi-function lever
- 12 Volt accessories socket
- Horn
- Hazard warning switch
- Safety start
- Analog LED-information for:
 - Fuel level
 - Engine temperature
 - LED-illuminated symbols (colour-coded) for:
 - Direction (forward/reverse)
 - 2nd gear
 - Indicators (left/right)
 - Pre-heater
 - Main beam
- Differential locks
 - LED-illuminated symbols (red) with acoustic signal for:
 - Parking brake
 - Air filter restriction
 - Engine temperature
 - Engine oil pressure
 - Battery charging
 - Return filter
- Touch pad with symbols and integrated LEDs for:
 - Parking lights
 - Working lights (front/rear)
 - Windscreen wiper (rear)
 - Rotating beacon
 - Boom suspension system
 - Locking and activation of Volvo attachment carrier (TPV)
 - Activation of directional change on joystick
 - Digital LED display activated by dual function keys for:
 - Entry and retrieval of operating information
 - Anti-theft function control

STANDARD EQUIPMENT

Cab, Exterior

- ROPS/FOPS-cab with flexible mountings
- Walk-through cab
- Lockable doors
- All-round tinted safety glass
- Windscreen wiper (front/rear)
- Windscreen washer (front/rear)
- Sliding window in the left door
- Door stops
- External rear view mirrors (right/left)

Cab, Interior

- 4-way adjustable operator's seat
- Adjustable steering column
- Seat belt
- Sunvisor
- Heater with air-filter and defroster (front/rear)
- Cab ventilation
- Preparation for an optional air-conditioner
- Storage box in the cab

Working Equipment

- Bucket level indicator
- Hydraulic quick-change attachment carrier

Carriage Body

- Fenders front/rear
- Lockable engine hood
- Towing device
- Lifting eyes

Service and maintenance

- Tool kit

Official approval

- Machine conforming to European directive 2006/42/EC
- Electromagnetic compatibility (EMC) conforming to European directive 2014/30/EC
- Noise emissions in the environment conforming to directive 2000/14/EC
- Tipping load and payload conforming to ISO 14397-1
- ROPS conforming to ISO 3471
- FOPS conforming to ISO 3449

OPTIONAL EQUIPMENT

Engine

Engine block heater
Fuel pre-heater
Pre cleaner air filter (Turbo II)
Auto Engine Shutdown
Reversible cooling fan
Tropical cooling

Drivetrain

Hand inch valve
Driveline shutoff
Engine overspeeding protection

Hydraulic system

Hydraulic coupler for 3rd hydraulic circuit
4th hydraulic circuit
Flow share function
Joystick with integrated 3rd function
Hyd oil mineral VG46 HV
Hyd oil mineral VG32 HV
Hyd oil mineral VG68 HV
Hyd oil bio synthetic VG46
Boom suspension system
Tilt speed limiter mechanical or hydraulic
Auxiliary hydraulic's return line (direct to tank or via filter)
Additional pump 42 l/min
Safety valves lift and tilt cylinders
Rear hydraulics
Boom kick out
Bucket leveler kick out

Cab

Airconditioner
Radio preparation
Radio AUX/USB/Bluetooth
Air suspended/heated operator's seat
Rearview mirrors inside cab
Enhanced rearview mirrors outside cab
Heated rearview mirrors
Auxiliary cab & engine heater
Orange seatbelt

Wheel/Tires

400/70R18
405/70R18
335/80R20
360/80R20
365/80R20
375/75R20
400/70R20
405/70R20
500/45-22.5
420/65R24
455/70R20

OPTIONAL EQUIPMENT

Electrical

One additional working light (rear left)
Magnetic rotating beacon
Foldable rotating beacon
Audible reverse alarm
Anti-theft system
Daytime running headlight
LED working lights
Power outlet 12V 20A

Protective equipment

Windshield guard, front
Windshield guard, rear
Belly guards, front/rear
Engine hood protection
Protective guards for:
Main head lights
Working lights
Rear lights
Front mudflaps

Other

SMV warning triangle
Preparation for licence plate
Trailer hitch with electrical connector
Central Lubrification unit
Sweeper preparation
Salt sprayer preparation
Safety brace

Attachments

General Purpose bucket
Multi-Purpose bucket
Grading bucket
Light Material bucket
High-Tip bucket
Side-Tip bucket
Clamp bucket
Stone Sorting bucket
Material Handling Arm
Forks with mechanical or hydraulic tines movement
Log Grapple
Custom-Built Attachments

V O L V O