

Technical sheet :

120 AETJ-C

OXYGEN
by MANITOU



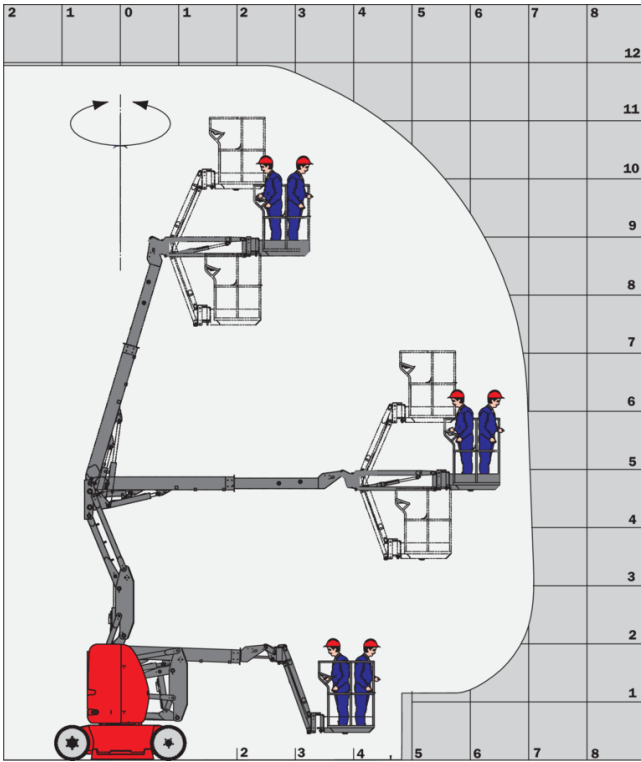
 **MANITOU**
HANDLING YOUR WORLD

Capacities		Metric
Working height	h21	11.95 m
Floor height (access)	h20	0.40 m
Platform height	h7	9.95 m
Max. outreach		7 m
Overhang		6.40 m
Pendular arm rotation (left / right)		70 ° / 70 °
Pendular arm rotation (top / bottom)		+70 ° / -70 °
Platform capacity	Q	200 kg
Turret rotation		355 °
Platform rotation (right / left)		66 ° / 59 °
Number of people (indoor / outdoor)		2 / 2
Weight and dimensions		
Platform weight*		6660 kg
Platform dimensions (length x width)	lp / ep	1.20 m x 0.92 m
Overall length	l1	5.48 m
Overall width	b1	1.20 m
Overall height	h17	1.99 m
Overall length (stowed)	l9	3.74 m
Overall height (stowed)	h18	2.16 m
Jib length	l13	1.26 m
Counterweight offset (turret at 90°)	a7	0.23 m
External turning radius	Wa3	3.34 m
Ground clearance with pothole guards deployed	m6	0.02 m
Ground clearance at centre of wheelbase	m2	0.10 m
Wheelbase	y	1.65 m
Performances		
Drive speed - stowed		6 km/h
Drive speed - raised		0.60 km/h
Gradeability		25 %
Permissible leveling		3 °
Wheels		
Tires type		Solid non-marking tires
Drive wheels (front / rear)		0 / 2
Steering wheels (front / rear)		2 / 0
Braking wheels (front / rear)		0 / 2
Engine/Battery		
Electric engine power rating		2 x 4.50 kW
Electric Pump		3.70 kW
Battery voltage		48 V
Battery capacity		240 Ah
Battery energy		11 kWh
Integrated charger / charger		48 V / 30 A
Miscellaneous		
Number of cycles with STD Battery (HIRD)		60
Ground Pressure		20 dan/cm2
Hydraulic Pressure		200 bar
Hydraulic oil tank capacity		18 l
Vibration on hands/arms		< 2.50 m/s ²

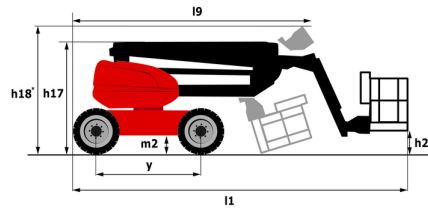
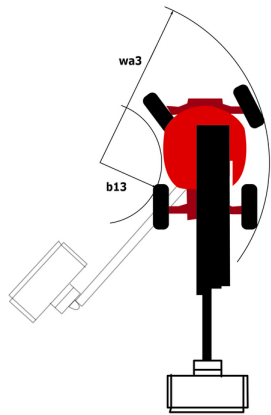
*Varies according to options and standards of the country to which the machine is delivered

120 AETJ-C - Load chart

Load Chart metric



120 AETJ-C - Dimensional drawing



Equipment

Standard

230V Predisposition
Audible alarm and illuminated indicator lamp (leveling, overload, lowering)
Battery charge indicator lamp
CAN bus technology
Easy Manager
Emergency stop button in platform and on frame
Hom in the platform
Hour meter
Integrated diagnostic assistance
Manual emergency lowering
Multi-voltage integrated charger
Negative-type braking on rear wheels
Non-marking rubber tyres
Pendular arm
Platform with mesh floor
Pothole protection with automatic operation
Proportional controls
Slings and securing rings
Tool box in platform
Traction battery

Optional

110 or 230V plug with differential circuit breaker
3D
Biodegradable oil
Cold weather protection oil
Highly capacity battery
Lights
Maintenance-free battery
Personalized paintwork
Protective cover for control panel
SMS : Safe Man System
Safety harness
Water predisposition
Working headlight in platform



Head Office

B.P. 249 - 430 rue de l'Aubinière

44150 Ancenis Cedex - France

Tel: +33 (0)2 40 09 10 11 - Fax: +33 (0)2 40 09 10 97

www.manitou.com



This publication provides a description of the configuration versions and options for Manitou products, which may differ for equipment. The equipment presented in this brochure may be part of a series, as an option, or it may not be available, depending on the versions. Manitou reserves the right, at any time and without notice, to amend the specifications described and represented. The specifications provided do not bind the manufacturer. For more details, please contact your Manitou agent. This is not a contractually binding document. The presentation of the products is not contractually binding. List of specifications non-exhaustive. The logos as well as the visual identity of the company are owned by Manitou and cannot be used without authorisation. All rights reserved. The photos and diagrams contained in this brochure are only provided for consultation and information purposes.

MANITOU BF SA - Limited company with board of directors - Share capital: 39,668,399 euros - 857 802 508 RCS Nantes