

510AJ ARTICULATING BOOM LIFTS

Platform

- 0.76 m x 1.83 m low mount platform
- Side entry with drop bar mid rail
- Multiple function operation
- Full proportional drive joystick control with integral thumb steer switch
- Full proportional main boom and swing joystick control
- Multiple speed control for lower boom, telescope and platform rotate
- Selectable creep speed on drive / lift and swing functions
- 1.24 m articulating jib
- 180 degree powered platform rotator
- Platform console machine status light panel ¹
- Load sensing system
- AC power cable to platform

Power & Transmission

- Deutz D2011L03 (36.4 kW) diesel engine
- Engine distress warning /shut down system ²
- Gull-wing turntable hoods
- Swing-out engine tray
- Spark arresting type muffler
- Control ADE® (Advanced Design Electronics) System
- Hydrostatic drive transmission
- Four wheel drive
- Horn

Functional Equipment & Accessories

- 4 degree tilt alarm and indicator light
- 33/1550 x 16.5 superwide foam filled tyres
- Oscillating front axle
- Lifting/tie down lugs
- Hour meter
- Ground control selector switch with key lock
- Platform tool tray
- 12V-DC auxiliary power

Available Options

- 0.76 m x 1.22 m low mount platform
- 0.76 m x 1.52 m low mount platform
- Side entry with inward swing gate
- 13 mm air line to platform
- 12 x 16.5 foam filled non marking tyres
- On-board 4,000 W generator
- SkyPower® package 7,500 watt on-board generator
- SkyWelder® package 250 amp welder in the platform ³
- All motion alarm
- Alarm package ⁴
- Light package ⁵
- Head and tail lights
- Flashing amber beacon
- Plugs & Sockets
- Hostile environment package ⁶
- Hydraulic oil cooler
- Catalytic purifier muffler
- Corner storage tray

¹ Provides indicator lights at platform control console for system distress, low fuel, tilt light, and foot switch status.

² Low oil pressure and high coolant temperature alarms with shut-down enabled/disabled by analyser.

³ Available when integrated with the SkyPower® package

⁴ Includes all-motion alarm and flashing amber beacon.

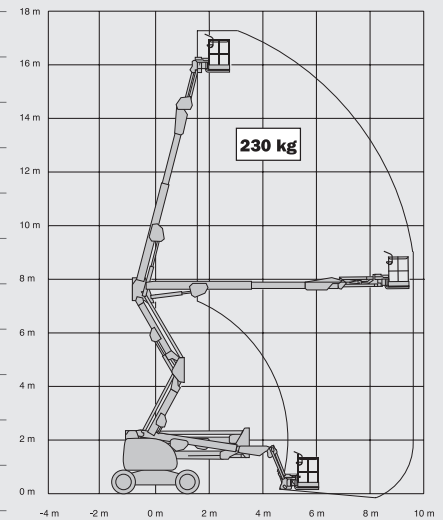
⁵ Includes platform mounted work lights and head & tail lights.

⁶ Includes console cover, boom wipers and cylinder bellows.

510AJ

ARTICULATING BOOM LIFTS

Platform Height	15.81 m
Horizontal Outreach	9.48 m
Up and Over Height	7.67 m
Swing (non continuous)	360°
Platform Capacity – Unrestricted	230 kg
Platform Rotator (Hydraulic)	180°
Jib – Overall Length	1.24 m
Jib - Range of articulation	145° (+78°/ -67°)
A. Platform Size	0.76 m x 1.83 m
B. Overall Width ¹	2.34 m
C. Tailswing (working condition)	Zero
D. Stowed Height	2.29 m
E. Stowed Length	7.68 m
F. Wheelbase	2.34 m
G. Ground Clearance	0.29 m
Machine weight ²	7,650 kg
Maximum Ground Bearing Pressure	5.7 kg/cm ²
Drive Speed 4WD	7.2 km/h
Gradeability 4WD	45%
Tyres (Foam Filled)	33/1550 x 16.5
Axle Oscillation	0.20 m
Turning Radius – Inside	2.00 m
Turning Radius – Outside	5.00 m
Diesel Engine	Deutz D2011L03 36.4 kW
Fuel Tank Capacity	64 L
Hydraulic System	121 L
Auxiliary Power	12V DC

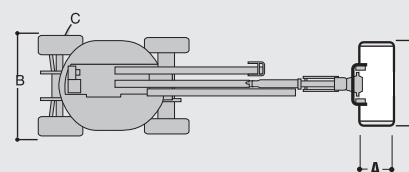
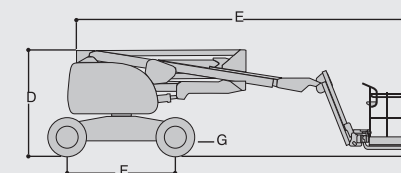


JLG Industries, Inc. is a leading designer and manufacturer of access equipment and complementary services and attachments.

JLG has manufacturing facilities in the United States, France, Romania, China and Belgium. Customers throughout Europe, Scandinavia, Africa and the Middle East benefit from a network of dedicated sales and service operations designed to deliver the highest levels of support.

JLG is an Oshkosh Corporation company.

www.jlgeurope.com



¹ Overall width reduced by 5 cm with optional 12 x 16.5 tyres.
² Certain options or country standards may increase weight and/or dimensions.